

Instructions

Websites

2) Reporting on institution websites:

b) Student Portion Reporting: Provide all active website URLs posted by your campus or by the institution on behalf of your campus(es) as required by the August 31 notice in the Federal Register (including any URLs that

https://www.coloradocollege.edu Remove URL

https://www.coloradocollege.edu Remove URL

https://www.coloradocollege.edu Remove URL

https://www.coloradocollege.edu Remove URL

+ Add URL

https://www.coloradocollege.edu Remove URL

+ Add URL

Previous Cancel Repeat Save Save & Continue Next

Annual Report

Last Modified: tpowers@coloradocollege.edu - 2/5/2021, 8:09:51 AM

Student Eligibility

g) Other

Please specify

Travel home when campus closed. Costs related to reuniting students with their belonging

300 characters maximum: 90/300

4.1.2) Did you use any institutional administrative data/provided data that did not come from FAFSA or other federal data sources to determine the amount of Pell awarded to students?

Which of these student factors did you prioritize in the grant determination process?

enrollment intensity (i.e., full-time/part-time status, number of credits the student is taking, etc.)

Yes No

ii) Location (i.e., branch campus)

Yes No

iii) Pell Grant eligibility

Yes No

iv) FAFSA data elements

Yes No

v) On-campus/distance education status

Yes No

vi) On-campus/off-campus living arrangements

Yes No

vii) Academic level

Yes No

viii) Other

Previous

Cancel

Reset

Save

Save & Continue

Next

Annual Report

Last Modified: tpowers@coloradocollege.edu - 2/5/2021, 8:09:51 AM

1 2 3 4 5 Aid Distribution 6 7 8 9 10 11

Instructions

5) How did your institution distribute the emergency financial aid grants to students?

Yes No

Yes No

c) Debit cards

Yes No

d) Payment apps

Yes No

e) Other

Yes No

Save Save & Continue Next Previous Cancel Reset


Higher Education Emergency Relief Fund (HEERF) In Progress

Annual Report

Last Modified: tpowers@coloradocollege.edu - 2/5/2021, 8:09:51 AM

ns

Emergency Grants

Fields marked with an asterisk (*) are required. Additional guidance can be found by clicking or hovering over the  icons.

Does your institution provide any instructions, directions, or guidance to students (e.g. FAQs) about the emergency financial aid grants disbursement? *

Yes No

6) Did you provide instructions, directions, or guidance to students upon disbursement?

Reset Save Save & Continue Next

Instructions

Emergency Financial Aid

7) Use the instructions noted in the Appendix to complete the following table

Emergency Financial Aid Grants Awarded to Students (direct grants and amount

its reimbursed)

Minimum and Maximum Awards

Number of Students Amount Disbursed Section 18004(a)(1)

Number of Eligible Students

1724

7.1.2 Undergraduates

i) Full-time students

i

Pell grant recipient

a) 274

i

Non-Pell grant recipient

b) 400

Pell grant recipient
a) 4

Non-Pell grant recipient
b) 60

7.1.2 Undergraduates =

Full-time undergrads
0

Part-time undergrads
0

Number of HEERF Student Recipients - Emergency Grants to Students (unduplicated)

Category	Count
Full-time students	426
Part-time students	0
Graduate students	0
Non-degree students	0
Transfer students	0
Other	0

Summary

Summary

Average HEERF Award Amount

Among students who received HEERF emergency financial aid grants, what was the average award amount per student?

ii) HEERF Emergency Financial Aid Grants table students

\$610.18

Undergraduates

i) Full-time students

Part-time recipient

Non-Full-time recipient

iii) Undergraduates

Graduates

i) Full-time students

ii) Part-time students

Full-time students
\$0.00

Part-time students
\$0.00

Previous


Cancel

Reset

Save


Save & Continue


Next



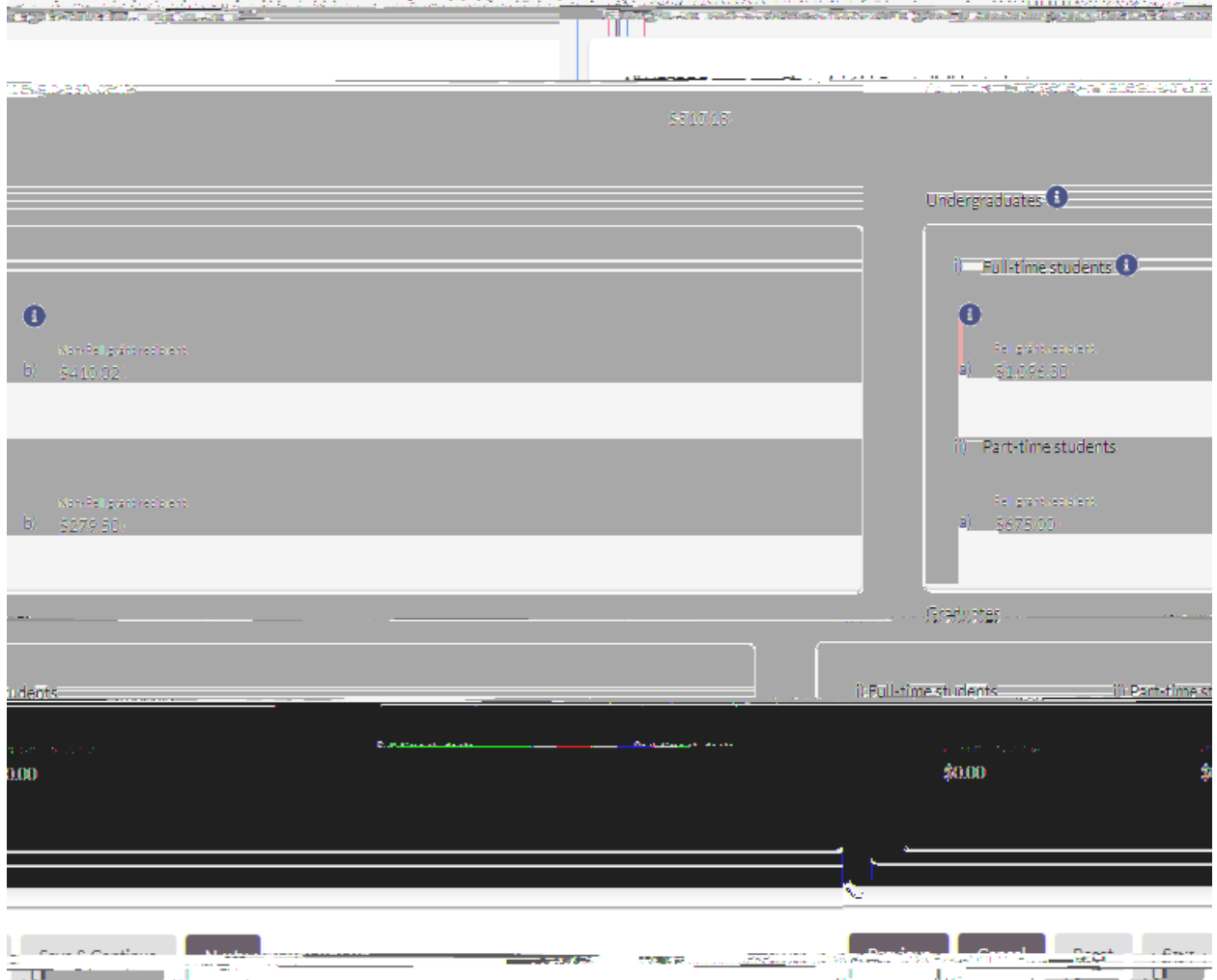
\$0.00

7.5.1) All HEERF Emergency Financial Aid Grant eligible students





Average HEERF Amount Awarded



Instructions

Emergency Financial Aid Grants Awarded to Students (direct grants and amounts reimbursed)

Number of Students: Amount Disbursed - Section 18004(a)(1) Minimum and Maximum Awards: Number of Students

Minimum and maximum awards

Minimum combined (combined across HEEDF funds) amount awarded to one student to be received any HEEDF funds and by student residents

All HEEDF Emergency/Disaster Aid Grant fields exclude

\$000

Undergraduates

Full-time students

i

Min Full-time student
a) \$50.00

i

Max Full-time student
b) \$25.34

Part-time students

ii) Part-time students

Part-time students
\$0

i) Full-time students

Full-time students
\$0

Graduates

i) Full-time students

ii) Part-time students

\$0

\$0

View complete details of available resources: HEERF funds (amount awarded for year) and how we calculate HEERF funding for Pell grant recipients

All HEERF Emergency Financial Aid Grant eligible students

\$3,500.00

Undergraduate

View details

ii) Full-time students



Pell grant recipient



Non-Pell grant recipient

\$3,500

\$2,500

Part-time students

Pell grant recipient

\$1,000

b)

Non-Pell grant recipient

\$410

ates

Gradu

Full-time students

ii) Part-time students

Full-time students

\$0

Part-time students

\$0

View

View

View

View

View

Funds Expended Categories

8) Provide the total amount of HEERF funds expended on the categories provided. Please note that the CARES Act prohibits the use of funding for the provision of pre-enrollment recruitment activities; endowments; or capital outlays associated with facilities related to athletics.

Amount in (a)(1) Institutional dollars	Amount in (a)(2) dollars, if applicable	Amount in (a)(3) dollars, if applicable
\$0	\$0	\$0

Explanatory Note

Amount in (a)(1) Institutional dollars	Amount in (a)(2) dollars, if applicable	Amount in (a)(3) dollars, if applicable
\$0	\$0	\$0

8.3) Providing tuition discounts.

Amount in (a)(1) Institutional dollars	Amount in (a)(2) dollars, if applicable	Amount in (a)(3) dollars, if applicable
Not Applicable	\$0	\$0

Add Explanatory Note

8.4) Covering the cost of providing additional technology hardware to students, such as laptops or tablets.


Amount in (a)(1) Institutional dollars	Amount in (a)(2) dollars, if applicable	Amount in (a)(3) dollars, if applicable
\$0	\$0	\$0

Amount in (a)(2) dollars, if applicable

Amount in (a)(1) institutional dollars
\$0

Amount in (a)(2) dollars, if applicable
\$0

Amount
\$0



8.10) Explain the impact of the following on the institution's financial statements: a) a decrease in the number of students enrolled; b) a decrease in the number of students enrolled who are receiving financial aid; c) a decrease in the number of students enrolled who are receiving financial aid and are also receiving institutional scholarships.

Account	Amount	Account	Amount
8.10) a) Decrease in the number of students enrolled	\$0	8.10) b) Decrease in the number of students enrolled who are receiving financial aid	\$0
Explanatory Note			
8.10) a) Decrease in the number of students enrolled: This decrease in enrollment results in a decrease in the institution's total revenue. The decrease in revenue is due to the loss of tuition and other fees from the students who are no longer enrolled. The decrease in revenue is also due to the loss of institutional scholarships and other financial aid from the students who are no longer enrolled. The decrease in revenue is also due to the loss of other non-tuition sources of revenue, such as cancelled and late event enrollment or food service dorms, childcare or other facilities, cancellation of use of computer power by other organizations, lost parking revenue, etc.			
1) Institutional dollars	Amount in (a)(2) dollars, if applicable	Amount in (a)(3) dollars, if applicable	Amount in (a)(1) dollars, if applicable
0	\$0	\$0	Not Applicable

Account	Amount	Account	Amount
8.11) a) Decrease in the number of students enrolled	\$0	8.11) b) Decrease in the number of students enrolled who are receiving financial aid	\$0
Explanatory Note			
8.11) a) Decrease in the number of students enrolled: This decrease in enrollment results in a decrease in the institution's total revenue. The decrease in revenue is due to the loss of tuition and other fees from the students who are no longer enrolled. The decrease in revenue is also due to the loss of institutional scholarships and other financial aid from the students who are no longer enrolled. The decrease in revenue is also due to the loss of other non-tuition sources of revenue, such as cancelled and late event enrollment or food service dorms, childcare or other facilities, cancellation of use of computer power by other organizations, lost parking revenue, etc.			
1) Institutional dollars	Amount in (a)(2) dollars, if applicable	Amount in (a)(3) dollars, if applicable	Amount in (a)(1) dollars, if applicable
0	\$0	\$0	Not Applicable

Account	Amount	Account	Amount
8.12) a) Decrease in the number of students enrolled	\$0	8.12) b) Decrease in the number of students enrolled who are receiving financial aid	\$0
Explanatory Note			
8.12) a) Decrease in the number of students enrolled: This decrease in enrollment results in a decrease in the institution's total revenue. The decrease in revenue is due to the loss of tuition and other fees from the students who are no longer enrolled. The decrease in revenue is also due to the loss of institutional scholarships and other financial aid from the students who are no longer enrolled. The decrease in revenue is also due to the loss of other non-tuition sources of revenue, such as cancelled and late event enrollment or food service dorms, childcare or other facilities, cancellation of use of computer power by other organizations, lost parking revenue, etc.			
1) Institutional dollars	Amount in (a)(2) dollars, if applicable	Amount in (a)(3) dollars, if applicable	Amount in (a)(1) dollars, if applicable
0	\$0	\$11,756	\$0

Instructions

9) Provide the number of students who ever received HEERF grant funds in the reporting period and their enrollment status at the end reporting period.

10) How many students received emergency financial aid grants through the use of the HEERF funds?

11) How many of the students who ever received HEERF Emergency Financial Aid Grants completed a FAFSA form without a completion status of first-time or first-time returning?

12) How many of the students who ever received HEERF Emergency Financial Aid Grants completed a FAFSA form without a completion status of first-time or first-time returning?

Instructions

10) Provide the number of full-time equivalent (FTE) positions as of the listed reporting dates.

Reporting Date	Full-time equivalent (FTE) positions in the last reporting period	Full-time equivalent (FTE) positions as of Reporting Period End	Full-time equivalent (FTE) positions as of Reporting Period End	Full-time equivalent (FTE) positions as of Reporting Period End
5/1/2020	840	872	871	82

Annual Report

Last Modified: 2/26/2015 10:41:00 AM

11 Preview

1 2 3 4 5 6 7 8

INSTRUCTIONS

Expand All Collapse All

- General Information
- Funds Expended
- Student Eligibility
 - Aid Determination
 - Aid Distribution
 - Emergency Grants
 - Emergency Financial Aid
 - Funds Expended Categories

Submit Request Help Previous Cancel

Burden Statement